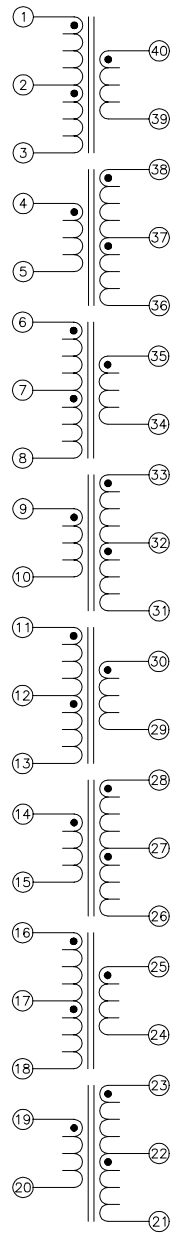
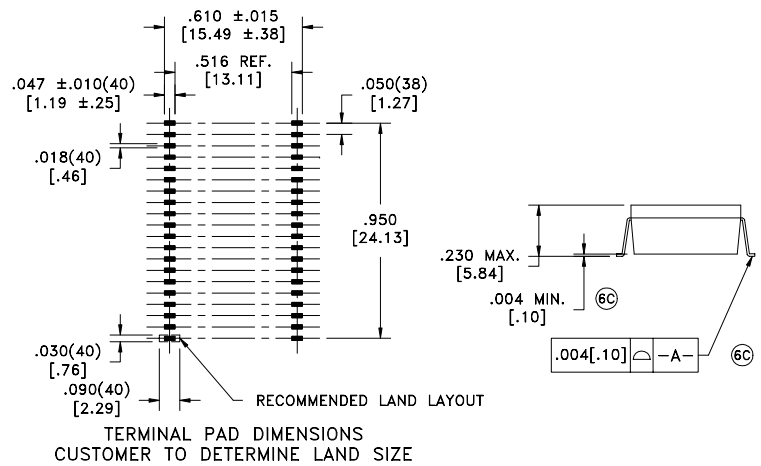
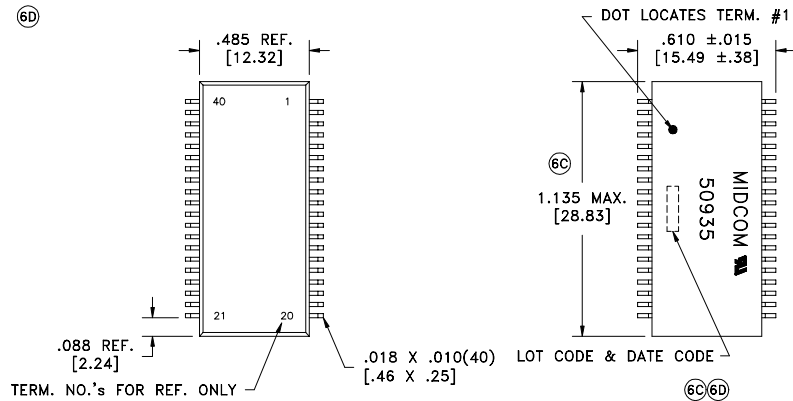


6D



ELECTRICAL SPECIFICATIONS @ 25°C unless otherwise noted:

- LONGITUDINAL BALANCE: 35dB min., 1.544MHz, per ITU Method (L->M).
- D.C. RESISTANCE (@20°C): 1-3; 4-5; 6-8; 9-10; 11-13; 14-15; 16-18; 19-20; 23-21; 25-24; 28-26; 30-29; 33-31; 35-34; 38-36; 40-39, 0.70 ohms max.
- DIELECTRIC RATING: 1500VAC, 1 minute tested by applying 1875VAC for 1 second between 1-40; 38-4; 6-35; 33-9; 11-30; 28-14; 16-25; 23-19.
- INDUCTANCE: 1.2mH min., 10kHz, 100mVAC, 1-3; 6-8; 11-13; 16-18; 23-21; 28-26; 33-31; 38-36, Ls.
- LEAKAGE INDUCTANCE: 0.5uH max., 100kHz, 100mVAC, 1-3(tie 40+39); 6-8(tie 35+34); 11-13(tie 30+29); 16-18(tie 25+24); 23-21(tie 19+20); 28-26(tie 14+15); 33-31(tie 9+10); 38-36(tie 4+5), Ls.
- TURNS RATIO: (1-3):(40-39); (6-8):(35-34); (11-13):(30-29); (16-18):(25-24) = 1.26:1, ±2%; (23-21):(19-20); (28-26):(14-15); (33-31):(9-10); (38-36):(4-5) = 1:1, ±2%.
- INTERWINDING CAPACITANCE: 25pF max., 100kHz, 100mV, 1-40; 38-4; 6-35; 33-9; 11-30; 28-14; 16-25; 23-19, Cs.
- OPERATING TEMPERATURE RANGE: -40°C to +85°C.
- COPLANARITY: All 40 terminals must lie on a plane within .004 [.10] of Surface A after lead tinning.

Designed to comply with the following requirements as defined by IEC950, EN60950, UL1950/CSA950 and AS/NZS3260:
- TNV-1 to SELV isolation.

DETAILS SUBJECT TO CHANGE

6D

AGENCY NUMBER	
UL 60950-1	E205930
CSA 60950-1 (Via CUL)	E205930

Midcom, Inc.
Watertown, SD USA
Toll Free: 800-643-2661
Fax: 605-886-4486

Unless otherwise specified:
Tolerances: Fractions: ±1/64
Angles: ±1° Decimals: ±.005 [.127mm]
This drawing is dual dimensioned. Dimensions in brackets are in millimeters.

DRAWING TITLE
TRANSFORMER
PDFP-G40

Midcom
REVISIONS: SEE SHEET 1

DRAWING NO.
50935
SCALE --- SHEET 2 OF 8 6D
REV. 4/05