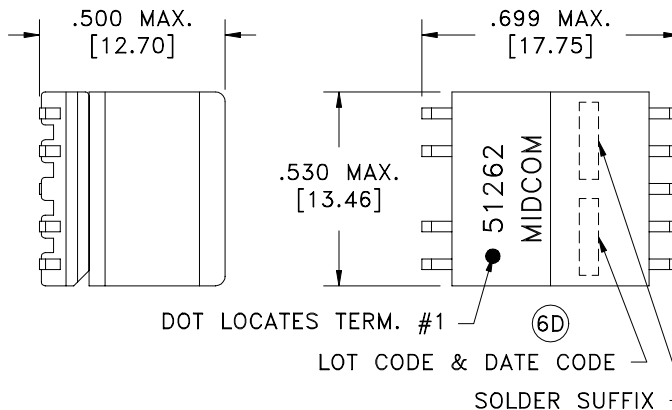
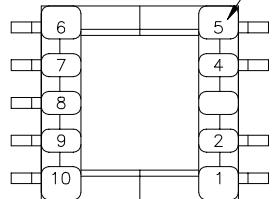
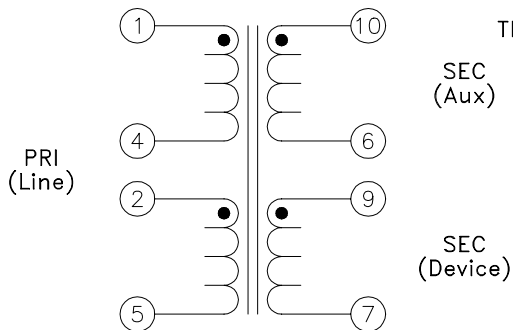


SOLDER SUFFIX	CUSTOMER TERMINAL	RoHS	LEAD(Pb)-FREE	(6D)
	Sn63%, Pb37%	No	No	
LF1	Sn96%, Ag4%	Yes	Yes	

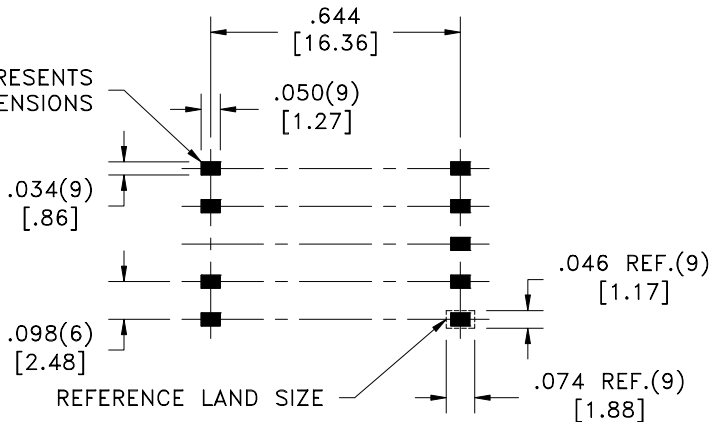
TERM. NO.'s FOR REF. ONLY



DOT LOCATES TERM. #1 (6D)
 LOT CODE & DATE CODE
 SOLDER SUFFIX



AREA REPRESENTS
 TERMINAL PAD DIMENSIONS



(6C) CUSTOMER TO DETERMINE LAND LAYOUT

ELECTRICAL SPECIFICATIONS @ 25°C unless otherwise noted:

- LONGITUDINAL BALANCE: 50dB min., 20k - 1.1MHz, per ITU Method (L->M).
- D.C. RESISTANCE (@20°C): 1-4, 2.80 ohms ±10%. 9-7, 0.670 ohms ±10%.
 2-5, 2.80 ohms ±10%. 10-6, 4.50 ohms ±10%.
- DIELECTRIC RATING: 1500VAC, 1 minute tested by applying 1875VAC for 1 second between 1-10(tie 2+4, 6+9).
- INDUCTANCE: 3mH ±8%, 10kHz, 1.0VAC, 0/80mADC, 1-5(tie 2+4), Ls.
- LEAKAGE INDUCTANCE: 40uH max. (32uH typ.), 100kHz, 100mVAC, 1-5(tie 2+4, 7+9), Ls.
- TURNS RATIO: (1-5):(9-7) = 3.2:1, tie(2+4), ±1.5%.
 (1-5):(10-6) = 3.2:1, tie(2+4), ±1.5%.
- INTERWINDING CAPACITANCE: 55pF max., 10kHz, 1.0VAC, 1-9(tie 2+4), Cs.
- TOTAL HARMONIC DISTORTION: -80dB max., 5kHz, 1.0Vrms across PRI, 11.7 ohm load, 135 ohm input, tie(2+4).
- OPERATING TEMPERATURE RANGE: -40°C to +85°C.

- (6C) Designed to comply with the following requirements as defined by IEC60950-1, EN60950-1, UL60950-1/CSA60950-1 and AS/NZS60950.1:
- (6D) - Supplementary insulation for a primary circuit at a working voltage of 250Vrms.

DETAILS SUBJECT TO CHANGE

Midcom, Inc.

Watertown, SD USA
 Toll Free: 800-643-2661
 Fax: 605-886-4486

Unless otherwise specified:
 Tolerances: Fractions: ±1/64
 Angles: ±1° Decimals: ±.005 [1.13]

DRAWING TITLE

TRANSFORMER

Midcom

DRAWING NO.

51262R/-LF1

(6D) REV.
 6E
 6/06

This drawing is dual dimensioned.
 Dimensions in brackets are in millimeters.

REVISIONS: SEE SHEET 1

SCALE ---

SHEET 2 OF 7

DWG.# 51262R/-LF1