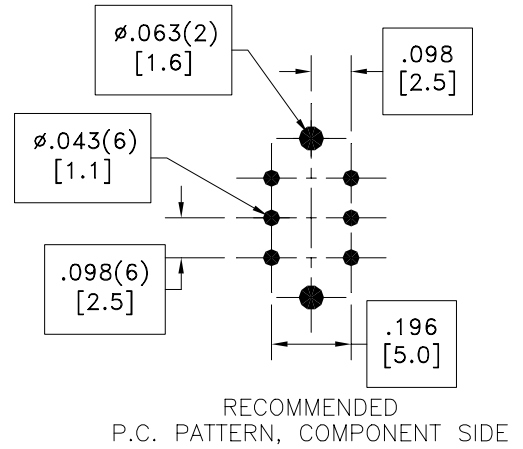
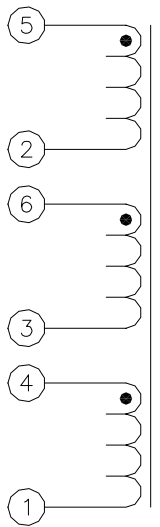
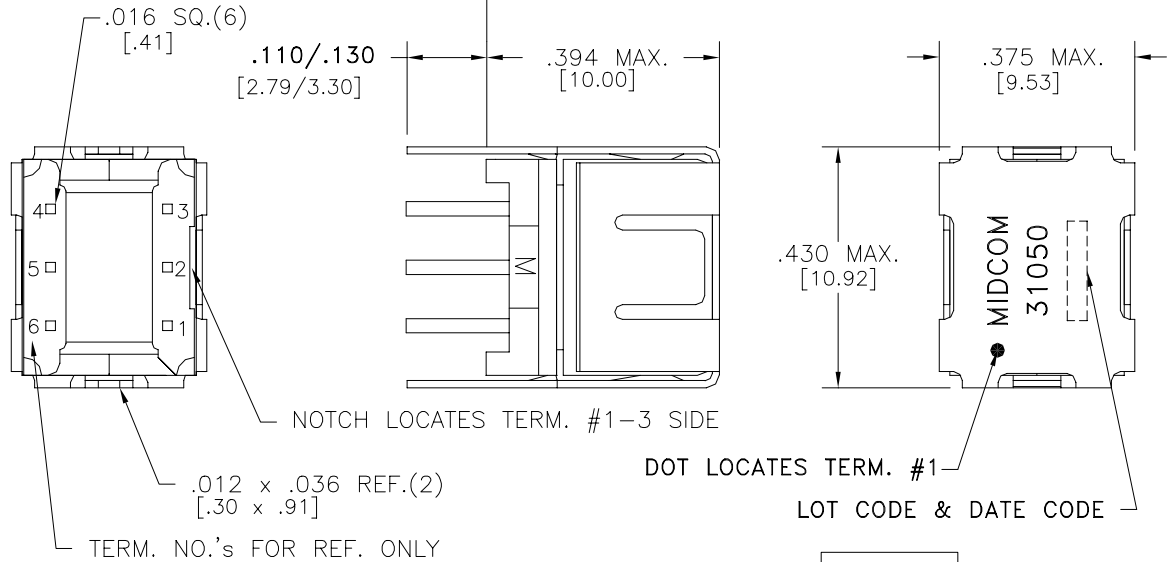


PART MUST INSERT FULLY TO SURFACE A IN RECOMMENDED GRID



ELECTRICAL SPECIFICATIONS @ 25°C unless otherwise noted:

- D.C. RESISTANCE (@20°C): 0.170 ohms max. for any winding.
- DIELECTRIC RATING: 500VAC for 1 second between all windings.
- INDUCTANCE: 7.1uH $\pm 15\%$, 10kHz, 10mVAC, 5-2, Ls.
- TURNS RATIO: (5-2):(6-3) = 1:1, $\pm 1\%$.
(5-2):(4-1) = 1:1, $\pm 1\%$.

Midcom, Inc.
Watertown, SD USA
Toll Free: 800-643-2661
Fax: 605-886-4486

Unless otherwise specified:
Tolerances: Fractions: $\pm 1/64$
Angles: $\pm 1^\circ$ Decimals: $\pm .005$ (.127mm)

DRAWING TITLE
TRANSFORMER

Midcom

DRAWING NO.
31050

REV.
6A

This drawing is dual dimensioned.
Dimensions in brackets are in millimeters.

REVISIONS: SEE SHEET 1

SCALE ---

SHEET 2 OF 5

DWG.# 31050