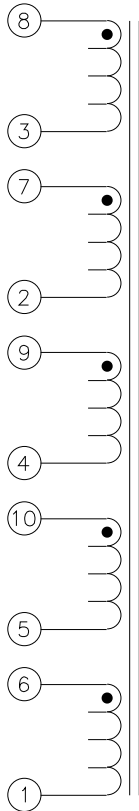
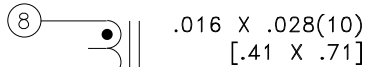
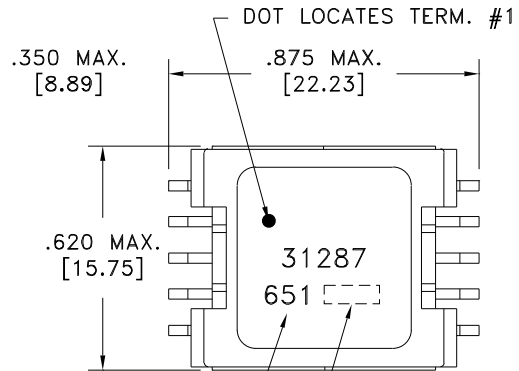
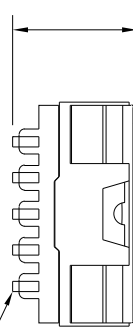
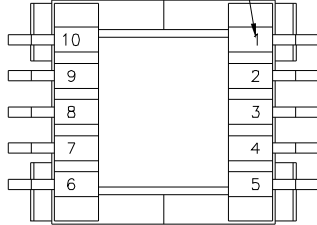
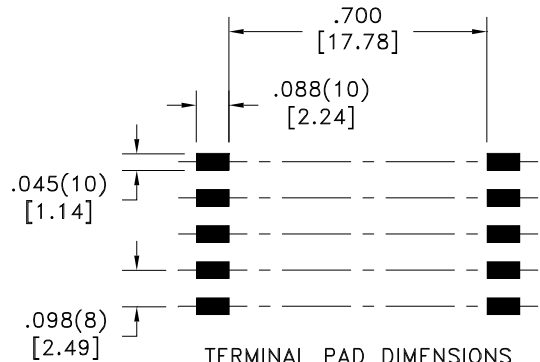


TERM. NO.'s FOR REF. ONLY



EIA CODE  
LOT CODE & DATE CODE



TERMINAL PAD DIMENSIONS  
CUSTOMER TO DETERMINE LAND SIZE

**ELECTRICAL SPECIFICATIONS @ 25°C unless otherwise noted:**

D.C. RESISTANCE (@20°C):  
 8-3, 0.170 ohms max.  
 7-2, 0.180 ohms max.  
 9-4, 0.190 ohms max.  
 10-5, 0.200 ohms max.  
 6-1, 0.210 ohms max.

DIELECTRIC RATING: 500VDC, 1 minute tested by applying 625VDC for 1 second between all windings.

INDUCTANCE: 64uH ±15%, 100kHz, 100mVAC, 8-3, Ls.

URNS RATIO:  
 (8-3):(7-2) = 1:1, ±1%.  
 (8-3):(9-4) = 1:1, ±1%.  
 (8-3):(10-5) = 1:1, ±1%.  
 (8-3):(6-1) = 1:1, ±1%.

DETAILS SUBJECT TO CHANGE

**Midcom, Inc.**

Watertown, SD USA  
 Toll Free: 800-643-2661  
 Fax: 605-886-4486

This drawing is dual dimensioned.  
 Dimensions in brackets are in millimeters.

Unless otherwise specified:  
 Tolerances: Fractions: ±1/64  
 Angles: ±1° Decimals: ±.005(.127mm)

DRAWING TITLE

**TRANSFORMER**

REVISIONS: SEE SHEET 1

**Midcom**

DRAWING NO.

**31287R**

REV.

6A

SCALE ---

SHEET 2 OF 5

DWG.# 31287R