

CUSTOMER TERMINAL	RoHS	LEAD(Pb)-FREE
Sn96%, Ag4%	Yes	Yes

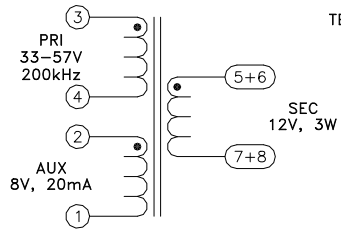
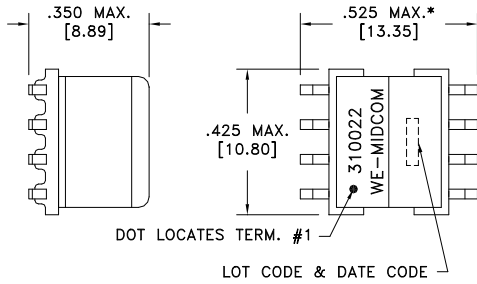
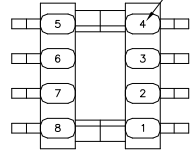


ELECTRICAL SPECIFICATIONS @ 25°C unless otherwise noted:

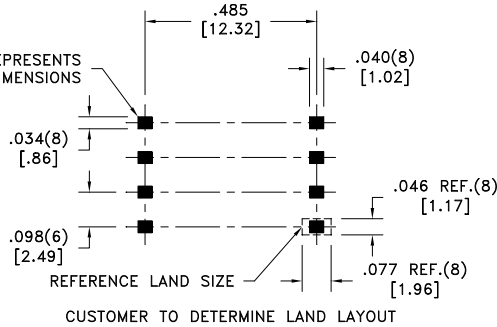
PARAMETER	TEST CONDITIONS	VALUE
D.C. RESISTANCE	1-2 @20°C	0.220 ohms max.
D.C. RESISTANCE	3-4 @20°C	1.750 ohms max.
D.C. RESISTANCE	5-7 @20°C, tie(5+6, 7+8)	0.100 ohms max.
INDUCTANCE	3-4 10kHz, 100mVAC, Ls	521uH ±10%
LEAKAGE INDUCTANCE	3-4 tie(1+2, 5+6+7+8), 100kHz, 100mVAC, Ls	7.5uH max.
DIELECTRIC	1-8 tie(2+3, 5+6), 1500VAC, 1 second	-
DIELECTRIC	1-3 500VDC, 1 second	-
URNS RATIO	(3-4):(5-7), tie(5+6, 7+8)	3.497:1, ±2%
URNS RATIO	(3-4):(2-1)	4.902:1, ±2%

\* DIMENSION MAY BE EXCEEDED WITH SOLDER ONLY

TERM. NO.'s FOR REF. ONLY



AREA REPRESENTS TERMINAL PAD DIMENSIONS



REV.	DATE
6A	5/07

Packaging Specifications  
 Method: Tape & Reel  
 PKG-0523  
 www.midcom-inc.com

Unless otherwise specified:  
 Tolerances: Fractions: ±1/64  
 Angles: ±1° Decimals: ±.005[.127]

This drawing is dual dimensioned. Dimensions in brackets are in millimeters.

DRAWING TITLE  
 TRANSFORMER

eiSos p/n: 750310022



DRAWING NO.

750310022

REVISIONS: SEE SHEET 1

SCALE ---

SHEET 2 OF 5